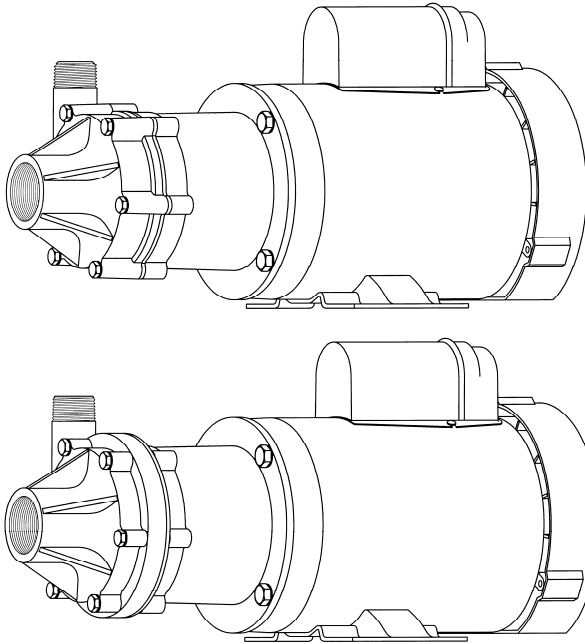




MARCH PUMPS

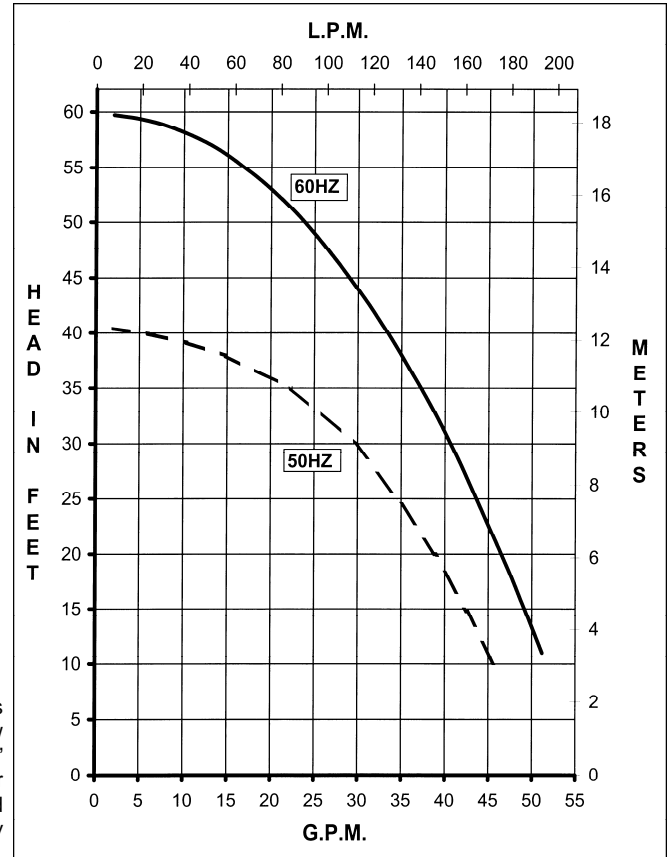
1819 PICKWICK AVE., GLENVIEW, IL 60026-1306, U.S.A
 PHONE: (847) 729-5300 - FAX: (847) 729-7062
 WWW.MARCHPUMP.COM

TE-7R-MD, TE-7K-MD TE-7S-MD



TE-7R-MD
TE-7K-MD

TE-7S-MD



PUMP CONSTRUCTION & SERVICING:

March "Orbital" Magnetic Drive Pumps eliminate the conventional shaft seals found in most pumps. Hence, there is no rotating shaft or seal to wear and allow the liquid being pumped to leak out. The only seal in the pump is a stationary "O" ring seal between the front and the rear Housings. The only moving part other than the motor is the Impeller Assembly, which rotates on a stationary shaft and up against a thrust washer. These are the only parts that might wear and, may require replacement.

MODEL ABBREVIATIONS:

TE = Totally Enclosed Fan Cooled Motor
 R = Polypropylene/Ryton
 K = Kynar, S = Stainless Steel
 MD = Magnetic Drive

OPERATION:

Pumps are not self priming, and will not produce a suction lift and must be installed with a positive flooded suction. The liquid being pumped serves as the lubrication for the Impeller Assembly spinning on the stationary shaft. If the pump is run dry for longer than 30 seconds, the Impeller may "freeze" onto the shaft. A carbon bushing will enable dry running protection. The direction of motor rotation should be clockwise looking into the inlet of the pump. A trimmed impeller may be necessary when pumping a liquid with a specific gravity or viscosity greater than water as well in cases of high liquid temperature.

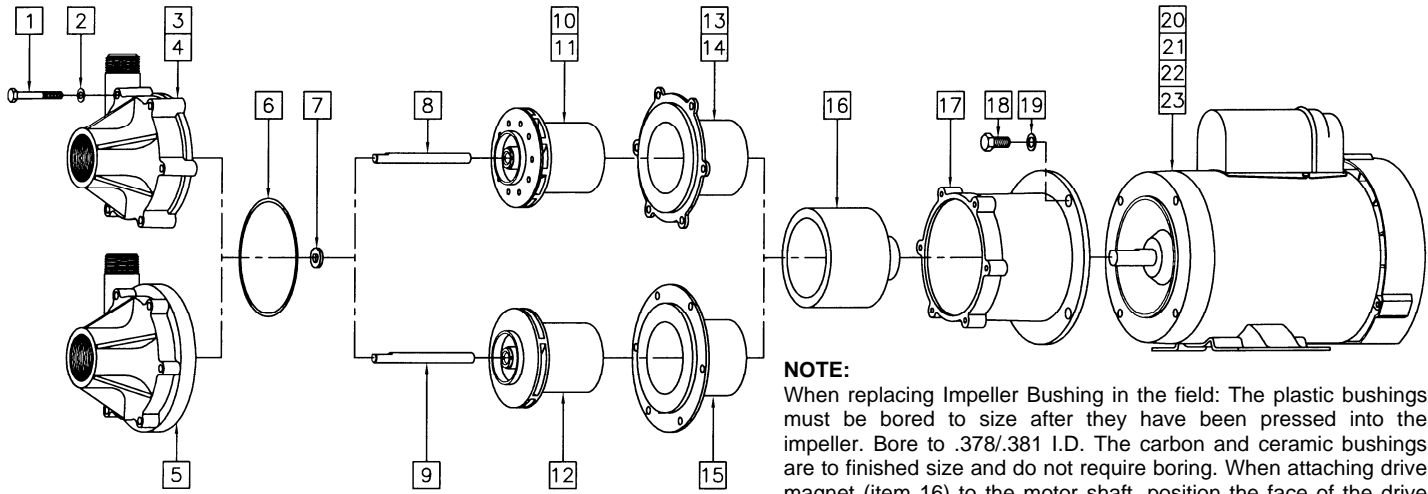
ELECTRICAL:

The standard motor is 115/230 volts, 1 phase or 230/460 volts, 3 phase rated as continuous duty. The 7R & 7K have a 3/4 HP Motor. The 7S has a 1 HP Motor. A junction box is located on the rear of the motor for making the electric hook up. The wiring instructions are located on the motor label or on the junction box cover. The motor is thermal overload protection and has U.L. yellow card recognition. Explosion proof and special voltage motors are available upon special order.

SPECIFICATIONS			TE-7R-MD		TE-7K-MD		TE-7S-MD			
			TEFC		TEFC		TEFC			
Max Flow	50Hz	lpm	180		180		180			
	60Hz	gpm	53		53		53			
Max Head	50Hz	m	12.3		12.3		12			
	60Hz	ft (psi)	60 (26)		60 (26)		57.5 (25)			
Inlet			1-1/2" FPT		1-1/2" FPT		1-1/2" FPT			
Outlet			1" MPT		1" MPT		1" MPT			
Max Internal Pressure	psi		50		75		200			
	bar		3.4		5		13			
Max Liquid Temperature	°F		190		200		250			
	°C		87		93		121			
Packed Weight	kg/lbs		17.5/38.5	15/33	17.5/38.5	15/33	22.5/49.5	20/44		
Motor Type			TEFC 115/230		TEFC 230/460		TEFC 115/230		TEFC 230/460	
Phase			1		3		1		3	
50Hz	Volts	115 230	230 460	115 230	230 460	110 220	190 380			
	Watts	764 764	628 628	764 764	628 628	740 740	730 730			
	Amps	10.4 5.2	2.2 1.1	10.4 5.2	2.2 1.1	12.4 6.2	2.6 1.3			
	Kw	.497 .497	.559 .559	.497 .497	.559 .559	.745 .745	.559 .559			
	Rpm	2850 2850	2850 2850	2850 2850	2850 2850	2850 2850	2850 2850			
60Hz	Volts	115 230	230 460	115 230	230 460	115 230	230 460			
	Watts	1231 1231	1023 1023	1231 1231	1023 1023	1140 1140	1118 1118			
	Amps	9.7 4.9	2.2 1.1	9.7 4.9	2.2 1.1	11.8 5.9	3.0 1.5			
	Hp	3/4 3/4	3/4 3/4	3/4 3/4	3/4 3/4	1 1	1 1			
	Rpm	3450 3450	3450 3450	3450 3450	3450 3450	3450 3450	3450 3450			
Electrical Connection			Conduit Box		Conduit Box		Conduit Box		Conduit Box	
Overall Pump Dimensions (Inches)	Height	8.94	7.38	8.94	7.38	8.94	7.38			
	Width	8.96	8.96	8.96	8.96	8.96	8.96			
	Length	17.81	17.31	17.81	17.31	18.29	17.29			
Overall Pump Dimensions (cm)	Height	22.7	18.7	22.7	18.7	22.7	18.7			
	Width	22.7	22.7	22.7	22.7	22.7	22.7			
	Length	45.2	43.9	45.2	43.9	46.4	43.9			

TE-7S-MD PUMP ONLY:

The Impeller, shaft, and Thrust washer are packed separately within the carton to prevent damage during shipping. These items need to be assembled into the pump before installation. Be sure all parts are assembled per the exploded view shown.



NOTE:
When replacing Impeller Bushing in the field: The plastic bushings must be bored to size after they have been pressed into the impeller. Bore to .378/.381 I.D. The carbon and ceramic bushings are to finished size and do not require boring. When attaching drive magnet (item 16) to the motor shaft, position the face of the drive magnet 1/16 inch below the face of the motor bracket (item 17).

REPAIR PARTS LIST

ITEM	DESCRIPTION	MATERIAL	QTY	PART #	TE-7R-MD	TE-7K-MD	TE-7S-MD
1	Screw 1/4-20 x 2"Lg	Stainless	6	0155-0014-1000	S	S	S
2	Washer 1/4 I.D. x 1/2 O.D.	Stainless	6	0155-0021-1000	S	S	S
3	Pump Housing	Polypropylene	1	0155-0011-1000	S		
4	Pump Housing	Kynar	1	0155-0125-1000		S	
5	Pump Housing	316 Stainless	1	0155-0036-0000			S
6A	"O" Ring	Viton	1	0155-0010-1000	S	S	S
6B	"O" Ring	Viton/Teflon	1	0155-0071-1000	O	O	O
7	Thrust Washer	Ceramic	1	0155-0009-1000	S	S	S
8	Shaft - 4.070" Long	Ceramic	1	0155-0039-1000	S	S	
9	Shaft - 4.257" Long	Ceramic	1	0155-0117-1000			S
10A	Impeller Assembly w/Teflon/Ryton/Carbon Bushing	Polypropylene/Ryton	1	0155-0159-0500	S		
10B	Impeller Assembly w/Carbon Bushing	Polypropylene/Carbon	1	0155-0159-0200	O		
10C	Impeller Assembly w/Mica Teflon Bushing	Polypropylene/Teflon	1	0155-0159-0400	O		
11A	Impeller Assembly w/Carbon Bushing	Kynar/Carbon	1	0155-0160-0200		S	
11B	Impeller Assembly w/Mica Teflon Bushing	Kynar/Teflon	1	0155-0160-0400		O	
12A	Impeller Assembly w/Carbon Bushing	316 Stainless/Carbon	1	0155-0112-0400			S
12B	Impeller Assembly w/Mica Teflon Bushing	316 Stainless/Teflon	1	0155-0112-0800			O
12C	Impeller Assembly w/Teflon/Ryton/Carbon Bushing	316 Stainless/Ryton	1	0155-0112-0300			O
13	Rear Housing (w/Rear Ceramic Thrust Washer)	Ryton/Ceramic	1	0155-0067-0100	S		
14	Rear Housing (w/Rear Ceramic Thrust Washer)	Kynar/Ceramic	1	0155-0124-0100		S	
15	Rear Housing	316 Stainless	1	0155-0035-0000			S
16	Drive Magnet Assembly		1	0155-0130-0200	S	S	S
17	Motor Connecting Bracket		1	0155-0092-0100	S	S	S
18	Screw 3/8-16 x 3/4"Lg	Stainless	4	0155-0017-1000	S	S	S
19	Washer 3/8 I.D. x 5/8 O.D.	Stainless	4	0155-0019-1000	S	S	S
20	Motor, TEFC, 3/4 H.P., 1 Phase, 115/230 Volt		1	0155-0016-1000	S	S	
21	Motor, TEFC, 3/4 H.P., 3 Phase, 230/460 Volt (Not Shown)		1	0155-0022-1000	S	S	
22	Motor, TEFC, 1 H.P., 1 Phase, 115/230 Volt (Not Shown)		1	0155-0173-1000	O	O	S
23	Motor, TEFC, 1 H.P., 3 Phase, 230/460 Volt (Not Shown)		1	0155-0174-1000	O	O	S

NOTE: Contact Factory for other materials and/or parts not listed.

Legend: S = Standard, O = Optional

MATERIALS IN CONTACT WITH SOLUTION:

For TE-7R-MD: Polypropylene, Ryton, Viton, Ceramic, Ryton/Teflon/Carbon

For TE-7K-MD: Kynar/Carbon Filled, Viton, Ceramic, Carbon

For TE-7S-MD: 316 Stainless Steel, Viton, Ceramic, Carbon

NOTES:

All specifications & data are based on pumping water and are intended for use as a guideline only. Ratings & dimensions may vary depending on the current motor being used.

LIMITED WARRANTY:

March pumps are guaranteed only against defects in workmanship or materials for a period of one year from date of manufacture pumping water. On all other solutions, contact the factory for application assistance. March Pump Application Worksheet 0750-0130-1000 is available for additional warranty information.